




# St George's Year 1 Phonics and Reading Parent Workshop

October 2023



# Fisher Family Trust: Success For All Phonics

Why change from RWI?  
**FFT: Success For All:**

Ensures whole class teaching throughout the year and no grouping.  
A daily phonics lesson that involves lots of blending & segmenting of words.

Children join in chorally as a class.

Daily Shared Reading - introduced after half term.

Children who need extra support with Phonics will complete intervention at a separate time to whole class Phonics



Success for All   
Phonics



## FFT Trust Phonic Lesson

- Start with a recap of recent graphemes learned.
- Stretch & read simple words as a class.
- Model new grapheme.
- Say it fast-everyone responding.
- Break it down-everyone responding.
- Sort and write words which include different graphemes to represent a phoneme (eg: 'rain', 'play', 'make', 'eight').



## Reading – End of Year 1 Expectations

- Identify which words appear again and again.
- Recognise and join in with predictable phrases.
- Relate reading to own experiences.
- Re-read if reading does not make sense.
- Re-tell with considerable accuracy.
- Discuss significance of title and events.
- Made predictions on basis of what has been read.
- Make inferences on basis of what is being said and done.
- Read aloud with pace and expression, i.e. pause at full stop; raise voice for question.
- Recognise: Capital letters. Full stops. Question marks. Exclamation marks. Ellipsis.
- Know what the write has used the above punctuation in a text.
- Know difference between fiction and non-fiction texts.

# Reading & Writing of words.

## Blending

Recognition of letter sounds.


cat



rain



ring



The big dog ran in the rain.

**'Pure' sounds**

## Segmenting

Listening for a sound in a word...

Can you hear an 'oa' in these words?

toad    road    tail    goat

Which other sounds can you hear?  
Use sound talking fingers.



Digraph:

Two letters one sound

ch th sh ai ou ie

Trigraph:

Three letters one sound

igh air ure ear

Tricky Words

These words need to be learned by sight.

no he she me Mrs Mr

you they said



# FFT Parent Portal

**Access to the Parent Portal and resources:**  
Shared Readers Library, parent videos that model correct pronunciation of phonemes and guides that explain ways of supporting your child's reading at home.

[Parent Portal \(fft.org.uk\)](https://fft.org.uk)

Password: **yx6fkq**

Week beginning:	New Phoneme (sound)	Spelling Practise (examples of words to practise using this new phoneme)
18 <sup>th</sup> September	Recap of phonemes taught so far: ai ee igh oa oo oo ar or ur ow oi ear air ure er	
25 <sup>th</sup> September	ay	ray pray clay stay away
2 <sup>nd</sup> October	ou	loud pound trout noun house
9 <sup>th</sup> October	ie	pie lies tries dried cried
16 <sup>th</sup> October	ea	mean seat clean treat feast



The Phonics Screening Check is completed in Year 1 to show how well your child can use the phonics skills they've learned up to the end of Year 1, and to identify those who need extra help.

The check consists of 40 words and non-words that your child will read one-to-one with a teacher. Non-words (alien or nonsense words) are a collection of letters that will follow phonics rules your child has been taught, but don't mean anything. Your child will need to read these with the correct sounds to show that they understand the phonics rules behind them.

The Phonics Screening Check does not test fluency, inference or understanding – only word reading.





## Non-words - alien/nonsense words

Is it a real word?

rain nain rail paim

If so, what does it mean? Can you put it in a sentence?



Playing the online **Phonics Play** games help the children to blend the sounds together. Some of the games are free and you can access these at home.

Reading Eggs





## Examples of activities to share at home to develop reading and phonics.

- Digraph matching pairs or snap.
- Tricky word matching pairs or snap.
- Letter or word 'splat'.
- Making words with magnetic/wooden letters.
- Writing words and sentences.
- Choose a book and read it together – Story Sack Library books are ideal for this! (Changed weekly on Friday's!)
- School Reading books – please record comments in the Reading Diary.



## Examples of activities to share at home to develop spelling practice.

- Make a word search with your words, list them underneath and ask a family member or friend to complete it.
- Write a sentence for each word to explain its meaning.
- Write rhymes for each of your words.
- Write your words on cards. Select 6 to put in a bingo grid. Turn over the cards one by one. If you have the word and can spell it, you can cover it.
- Play charades with your words. When someone has guessed the word, spell it. Illustrate each of your words with a picture.
- Arrange your words in alphabetical order.
- Use each of your words in a silly sentence. Underline the word used.
- Write your words in colourful bubble writing.



Thank you!